



SGS



C.N.INDUSTRIAL PRODUCT

(AN ISO : 9001-2015, 14001:2015 & 45001:2018)

***Manufacturer & Exporter of
Spinning Machinery Parts***

www.spinningmachineryparts.com

AUTO CONER PARTS



SGS

Don't take a chance buy Genuine Parts only.

We are manufacturer & exporter of Winding / AC machine spare parts.

Inspection Company : SGS or Bureau Veritas

Material Test Certificate : NABL Approved Lab Reports.

1. Schlafhorst _ Auto-CONER
2. Murata
3. Savio

Email id : export.cnproduct@gmail.com

WhatsApp No : +91-9978334638

SCHLAFHORST AUTO CONER PARTS -238



20203 - 45
WASHER



20235 - 44
FILTER SCREEN



20235 - 145
THROTTLE FLAP



27050 - 04
MAGAZINE CARRIER



27050 - 09
MAGAZINE HALF



27050 - 13
MAGAZINE HALF



30107 - 02
CPL. SWITCH HOUSING



30107 - 03
SWIVELLING HOOD



30107 - 12
COVER



30120 - 12
PISTON



30120 - 901
CRADLE SHOCK ABSORBER



30380 - 15
DEFLECTION PLATE



30380 - 17
DEFLECTION PLATE



31601 - 03
GUIDE BAR (UPPER)



31601 - 04
GUIDE BAR (LOWER)



32501 - 31
SWIVEL BOLT



32501 - 33
PIVOTING SLEEVE



32501 - 42
CAM PIECE (MODIFY)



32510 - 34
OPENER ARM



33001 - 14
PILOT MOTOR GEAR



33001 - 14
PILOT MOTOR SHAFT



33001 - 14
PILOT MOTOR WORM



33005 - 34
TOOTHED SEGMENT



33010 - 13
CAM DISK
(FU 2.1)



33010 - 66
CAM FOLLOWER
(FU2)



33015 - 13
SUCTION TUBE
(UN-BREAKABLE)



33020 - 09
COMB STRIP (0.3 & 0.5)



33045 - 09
SCISSORS HOUSING



33045 - 14
SCISSORS SHAFT



33045 - 16
COVER

SCHLAFHORST AUTO CONER PARTS -238



56801 - 225
SCISSORS BLADE
(CARBIDE TIPS & HSS)



56801 - 230
SCISSORS BLADE
(CARBIDE TIPS & HSS)



56801 - 310
COVER (13 & 16 MM)



56801 - 357
DISTRIBUTOR



56801 - 433
COUPLING HALF



61001 -09
NYLON GEAR 19T



61001 - 17
BEARING CAP



61001 - 26
SHAFT



61001 - 31
CPL.ROLLER



63020 - 03
LEVER WITH MAGNET



65101 - 04
SHAFT



65101 - 35
COVER



75203 - 04
BELT SHIFTER(BRACKET)



80590 - 17
BOBBIN (FOOT)
(CADDY BASE)



80590 - 30
BOBBIN CARRIER
(18-21 & 20-23)



80590 - 30
BOBBIN CARRIER
(22-25 & 24-28)



81250 - 145
SUPPORTING DISC



81250 - 146
DRIVE BUSH



81250 - 451
SUPPORTING RING



81560 - 20
CENTERING



85035 - 44
SCISSORS BLADE
(CARBIDE TIPS & HSS)



85050 - 116
TOOTHED LOCK WASHER



85050 - 117
TOOTHED LOCK WASHER



85050 - 125
TOOTHED LOCK WASHER



85530 - 18
PINION SHAFT



85530 - 140
CAM



85530 - 152
CAM



99910 - 46
PULLER DEVICE



99910 - 65
STRIPPING POT



F 208897
CAM ROLLER BEARING

SCHLAFHORST AUTO CONER PARTS -238



33045 - 19
SCISSORS BLADE
(CARBIDE TIPS & HSS)



33045 - 20
SCISSORS BLADE
(CARBIDE TIPS & HSS)



34101 - 03
CYLINDER



34101 - 07
FASTENING PIECE



34101 - 08
GUIDE BUSH



34101 - 14
BEARING SHAFT



34101 - 17
BRAKE BUSH



34101 - 37
CPL. BRAKE RING



34101 - 37
PILE WHEEL
FOR BRAKE RING



34101 - 68
HOLDING RING (STEEL)
(ALL SIZES)



34101 - 77
HOLDING RING (PU)
(ALL SIZES)



34201 - 10
BEARING (51107X)



34201 - 17
CPL. ADOPTER (LH)



35101 - 21
LATCH



35101 - 81
STATIONARY SHEAR BLADE
(CARBIDE TIPS & HSS)



35101 - 84
PIVOTING SHEAR BLADE
(CARBIDE TIPS & HSS)



35101 - 96
TOOTHED SEGMENT



35101 - 113
TOOTHED SEGMENT



35101 - 208
LEVER



35101 - 211
CONTROL BOLT



35201 - 40
BOBBIN PEG



35301 - 12
IC MODULE (DRIVE)



35301 - 104
TRANSFER ROD



35301 - 133
GUIDE WIRE



37201 - 10
CONTROL LEVER



37701 - 20
LID BEARING



37701 - 20
SPACER RING



37701 - 67
SWIVEL LID (REGULAR)



37701 - 67
SWIVEL LID (UN BREAKABLE)



37701 - 75
CONTROL LEVER

SCHLAFHORST AUTO CONER PARTS -238



40101 - 33
TENSION DISC



40101 - 55
TOOTHED WHEEL



40105 - 10
HOLLOW SHAFT



40105 - 19
TENSION DISC



40105 - 66
GUIDE PLATE



40160 - 05
ACTUATING LEVER



40160 - 44
STATIONARY SHEAR BLADE
(CARBIDE TIPS & HSS)



40160 - 50
PIVOTING SHEAR BLADE
(CARBIDE TIPS & HSS)



41001 - 03
SUPPORT ANGLE



41001 - 34
ACTUATING FORK



41001 - 41
DOUBLE LEVER



41501 - 92
MAGNET



41501 - 102
CUTTING KNIFE



42001 - 15
DRIVE SHAFT



42001 - 19
COUPLING GEAR



42001 - 47
GUIDE PLATE



42001 - 97
WAX SHAFT



42001 - 104
WAX CARRIER



42001 - 107
YARN TRAP



42001 - 902
CPL. WAXER SOCKET



42001 - 903
CPL. LIFTING PLUNGER



42030 - 09
TOOTHED WHEEL



42030 - 14
BEARING SHAFT



42035 - 08
TOOTHED SEGMENT



42501 - 37
NOZZLE (SMALL)



42501 - 46
NOZZLE (BIG)



56801 - 70
TOOTHED SEGMENT



56801 - 98
PINION



56801 - 202
AIR DUCT



56801 - 210
CPL. SCISSORS PLATE

SCHLAFHORST AUTO CONER PARTS -338



36010 - 141
TENSION DISC
(OLD DESIGN)



36010 - 162
BLOWER NOZZLE



36060 - 32
SWIVEL LEVER



36060 - 78
ACTUATING CAM



36301 - 09
GUIDE PLATE



36301 - 18
YARN TRAP



36301 - 31
BLOWER NOZZLE



36301 - 52
LEVER



36301 - 64
DRIVE SHAFT



36301 - 66
NOTCHED DISK



36301 - 68
LIFTER ARM



36301 - 70
LIFTING PLUNGER



36301 - 144
WAX SHAFT



36401 - 05
BRACKET



36401 - 22
INTERMEDIATE PIECE



36401 - 65
YARN LOCK



36405 - 55
SLUB CATCHER HOLDER
(USTER)



36405 - 55
SLUB CATCHER HOLDER
(LOEPFE)



36801 - 57
CAM FOLLOWER



36801 - 92
EXHAUST CHANNEL



36801 - 97
PULL ROD



36801 - 109
PULL ROD



36801 - 116
LEVER



36801 - 125
LEAF SPRING



36801 - 155
WORM WHEEL



36801 - 203
SLEEVE



36801 - 277
ADAPTER PLATE



36801 - 460
PRISM (ALL SIZE)



37701 - 38
BEVEL GEAR



37701 - 43
DRIVE LEVER

SCHLAFHORST AUTO CONER PARTS -338



33010 - 15
SPACER WASHER



33010 - 18
CAM FOLLOWER



33010 - 35
TOOTHED SEGMENT



33010 - 43
TOOTHED SEGMENT



33020 - 04
SUCTION TUBE



33020 - 06
CLIP



33020 - 07
CLAMPING PIECE



33020 - 09
SUCTION NOZZLE



33045 - 05
SHUTTER HOUSING



33045 - 08
BOLT



33045 - 10
LEVER



33045 - 15
SUCTION CONNECTION



33045 - 16
SNAP LOCK



33045 - 36
PULL ROD



33045 - 38
SENSOR BRACKET



33050 - 11
SUCTION PIPE SHUTTER



33050 - 22
PINION



33050 - 35
SUCTION DUCT



36001 - 62
TOOTHED WHEEL
(NEW DESIGN)



36001 - 62
TOOTHED WHEEL
FOR STEP MOTOR



36001 - 74
TENSION DISC
(NEW DESIGN)



36001 - 74
TENSION DISC
(OLD DESIGN)



36001 - 74
WORM FOR
TENSION DISC



36001 - 81
TOOTHED WHEEL
(NEW DESIGN)



36001 - 81
TOOTHED WHEEL (Z-31)
(OLD DESIGN)



36001 - 105
ACTUATING LEVER



36001 - 165
RUBBER SLEEVE



36010 - 11
CARRIER
WITH MAGNET



36010 - 122
INTERMEDIATE PIECE



36010 - 141
TENSION DISC
(NEW DESIGN)

SCHLAFHORST AUTO CONER PARTS -338



32510 - 22
LEVER



32510 - 45
CRADLE ARM BUSH (MODIFY)



32530 - 01
CPL.ADOPTER (RH)



32530 - 08
GUIDE BUSH



32530 - 14
BEARING SHAFT



32530 - 17
BRAKE BUSH



32530 - 18
FASTENING PIECE(MODIFY)



32530 - 20
BRAKE LINING



32530 - 30
PILE WHEEL



32530 - 36
BRAKE RING



32530 - 70
HOLDING RING (STEEL)
(ALL SIZES)




32530 - 70
HOLDING RING (PU)
(ALL SIZES)



32535 - 10
CAP



32535 - 18
BEARING (51107X)



33001 - 40
PLATE FOR VALVE



33001 - 60
CPL.GEAR BOX ASSLY.
(MODIFY DESIGN)



33001 - 60
GEAR BOX COVER
(MODIFY DESIGN)



33001 - 61
GEAR BOX COVER
(OLD DESIGN)



33001 - 62
TOOTHED WHEEL
(Z 80 X 12)



33001 - 64
TOOTHED WHEEL
(Z 86 X 12)



33001 - 64
TOOTHED WHEEL (STEEL)
(Z 86 X 12)



33001 - 65
GEAR HOUSING



33001 - 68
SHAFT



33001 - 69
TOOTHED WHEEL (Z-22)



33001 - 88
VALVE



33010 - 06
CAM SHAFT



33010 - 08 & 11
CPL. CAM WITH
TOOTHED WHEEL



33010 - 09
MAGNET HOLDER



33010 - 12
CAM



33010 - 13
SWITCH CAM

SCHLAFHORST AUTO CONER PARTS -338



20230 - 77
CPL. CYLINDER



20230 - 105
FILTER SCREEN



20230 - 113
COVER



20230 - 120
WINDOW



22010 - 32
SLEEVE



22010 - 38
LOCKING



22010 - 40
TUBULAR LOCK



22010 - 42
SOCKET




27070 - 07
PLATE



27251 - 07
MOUNTING
WHEEL



27251 - 60
REVERSING DEVICE



30105 - 06
COVER



30107 - 04
SLIDER (NEW COLOUR)



30107 - 04
SLIDER (OLD COLOUR)



30110 - 06
COVER



30115 - 11
TOOTHED SEGMENT
(NEW DESIGN)



30115 - 11
TOOTHED SEGMENT
(OLD DESIGN)



30120 - 06
MAGNETIC COIL



30120 - 11
COVER



30120 - 14
UNIVERSAL JOINT



30120 - 22
SEAL RING



30120 - 23
PISTON



30125 - 05
CLAMPING LEVER



30125 - 31
CLAMPING LEVER



30125 - 35
STOP LEVER



30130 - 06
COMPENSATING LEVER



30301 - 04
MOTOR HOUSING



30301 - 04
MOTOR HOUSING PCB
WITH SIDE COVERS



30301 - 18
LOCKING LID



31320 - 09
LEVER

SCHLAFHORST AUTO CONER PARTS -338



37701 - 69
MALTESE CROSS



37701 - 92
LID BEARING



37701 - 104
SWIVEL LID



37710 - 33
TOOTHED WHEEL
(Z=14/Z=56)



37710 - 131
SENSOR BRACKET



37730 - 02
TOOTHED WHEEL
(Z=72)



37740 - 11
DOUBLE LEVER



37740 - 23
TRANSFER ROD



37760 - 04
HOUSING COMPLETE



37760 - 08
CONTROL LEVER



37760 - 11
ELECTROMAGNET



50190 - 09
CHAIN LINK



52020 - 07
CAM SHAFT WITH KEY



52020 - 20
CAM



52020 - 25
CAM



52030 - 01
CAM FOLLOWER



52030 - 31
CAM FOLLOWER



52030 - 35
UNIVERSAL JOINT



52030 - 57
TOOTHED SEGMENT



52030 - 61
DRAW SPRING



52030 - 134
CYLINDER



52030 - 140
LEAF SPRING



52030 - 157
SCISSORS
SUPPORT



52120 - 01
CAM FOLLOWER



52140 - 06
DRIVE WHEEL



52140 - 18
DRIVE ARM



52150 - 51
LEVER



52150 - 62
FINGER



52150 - 82
SUPPORTING PLATE



78010 - 49
FOOT (CADDY BASE)

SCHLAFHORST AUTO CONER PARTS-AC-5



22015 - 32
SLEEVE



22015 - 36
LOCKING



22015 - 40
ANGULAR
CONNECTING



22015 - 42
GROMMET



30105 - 01
HOUSING



30105 - 10
COVER



30107 - 01
LAMP CAP



30107 - 05
CAP



30110 - 05
DISPLACEMENT
COVER



30110 - 05
DISPLACEMENT
COVER (MODIFY)



30115 - 15
TOOTHED SEGMENT



30132 - 38
TOOTHED WHEEL



30380 - 15
DEFLECTION PLATE



30380 - 17
DEFLECTION PLATE



32511 - 18
CYLINDER



32511 - 25
GUIDE BUSH



32511 - 29
BEARING SHAFT



32511 - 31
SCREW BOLT



32511 - 37
BRAKE BUSH



32511 - 38
BRAKE LINING



32511 - 39
MAGNET WHEEL



32511 - 40
BRAKE RING



32530 - 92
CLUTCH RING



33055 - 01
LEVER FOR SUCTION
ARM SHUTTER



36020 - 23
BLOWER NOZZLE



36020 - 28
BLOWER NOZZLE



36301 - 01
COMPONENT
CARRIER



36301 - 142
BRACKET



36301 - 600
NOZZLE



36320 - 14
LIMIT STOP

SCHLAFHORST AUTO CONER PARTS-AC-5



36320 - 20
WAX SHAFT
COMPLETE



36320 - 24
THRUST WASHER



36401 - 35
INTERMEDIATE
PIECE



36803 - 28
FEEDER LEVER
MAGNET



36803 - 36
CPL. LID
LEVER



36803 - 36
LID LEVER



36803 - 38
STRAP



37720 - 16
DRIVE SHAFT



37720 - 16
DRIVE SHAFT-
BOTTOM



37720 - 20
CAM FOLLOWER



37720 - 28
CHUTE LEVER



37720 - 37
DRIVE PINION



37720 - 41
FEEDER ARM



37720 - 47
MALTESE CROSS



37720 - 49
INDEXING PLATE



37720 - 62
TOOTHED SEGMENT



37720 - 63
FEEDER ARM



37720 - 64
FEEDER ARM



37720 - 70
STRAP



37720 - 72
STRAP



37720 - 107
BEVEL GEAR



37720 - 108
CAM DISK



37720 - 109
CAM DISK



37720 - 120
CAM DISK



37720 - 124
CPL. SLIDE
CURVE LEVER



37720 - 124
SIDE CURVE LEVER



37720 - 130
EJECTOR



37720 - 131
EJECTION PLATE



37720 - 134
HOUSING COVER



37720 - 135
TENSION CLAW

SCHLAFHORST AUTO CONER PARTS-AC-5



37720 - 136
TENSION CLAW



37720 - 137
CREEL ADAPTOR



37720 - 138
CREEL ADAPTOR



37720 - 142
CLAMP



37720 - 143
COUPLING ROD



37720 - 144
LIMIT STOP



37720 - 147
SLIDE CURVE LEVER



37720 - 153
OPENER ARM



37720 - 154
SIDE CURVE
LEVER (OLD)



37720 - 154
SLIDE CURVE
LEVER (NEW)



37720 - 160
COUPLING ROD



37720 - 162
SIDE PANEL



37720 - 171
CENTERING
DOORS BRACKET



37720 - 173
TOP PART OF
CENTERING - L. H.



37720 - 179
TOP PART OF
CENTERING - R. H.



37720 - 234
TUBE ARBOT



37720 - 237
ANTI LAP DEVICE



37720 - 239
EJECTOR STOP



37720 - 247
HOOD



37720 - 252
CONNECTING
STRAP



37756 - 13
CYLINDER



50191 - 03
CHAIN LINK



52150 - 80
RETAINER PLATE



78010 - 49
BOBBIN CARRIER



78010 - 49
BOBBIN CARRIER
(ALL SIZE)

MURATA MACH CONER 7-II & 7-V



008-480-006
NOZZLE PIPE
(ALL SIZES)



008-480-012
LEVER



008-480-013
LEVER
(ALL TYPES)



008-480-022
CPL. LEVER
(STOPPER)



008-480-026X
LEVER - INTERMEDIATE



008-480-045
CLAMP SPACER



008-480-062
AIR GUIDE



008-480-081
CUTTER (FIXED)



008-480-082
CUTTER (MOVABLE)



008-480-087
SPRING (CUTTER)



008-480-089
PLATE (FRONT)



008-480-097
YARN GUIDE
FOR NOZZLE SPLICING



008-50A-002X
HEAD PUSHING



008-50A-008
CAN (MAGAZINE)
06 POCKETS



008-50A-008A
RATCHET WHEEL



008-50A-010
BASE MAGAZINE



008-50A-028X
BRACKET (MAGAZINE)



008-50A-030
COVER



008-50A-032X
PIPE
(MAGAZINE SUCTION)



008-50B-022
LEVER
(MAGAZINE DRIVE)



008-501-006
JOINT (HOSE)



008-502-001
ROD
(CONNECTING)



008-502-002
ROD (CONNECTING)



008-502-006X
HOUSING GEAR



008-502-013X
GEAR SEGMENT



008-52A-004
BUSHING



008-52A-015
TRAP DOOR (LH)



008-52A-018
TRAP DOOR (RH)



008-530-013X
EJECTOR (BOBBIN)



008-552-002
PULL BUTTON
WITH SIGNAL PIECE

MURATA MACH CONER 7-II & 7-V



008-370-012
CAP



008-370-016X
SHUTTER CASE



008-380-001
RETIE CAM
LEVER SHAFT



008-380-003X
GEAR
(RETIE PIPE SEGMENT)



008-380-013X
LEVER - A3
(MEMORY CAM)



008-380-020
CAM



008-380-021
REVERSING
ROLL CAM



008-380-024
MEMORY CAM



008-380-026
DRUM START CAM



008-380-032
BRAKE CAM



008-380-038X
GEAR (MOUTH SEGMENT)



008-380-040
BUSH



008-380-043X
LEVER
(SHUTTER CUTTER CAM)



008-380-059
ROLLER



008-390-003
MO-GEAR
(DRIVE)



008-390-004X
CLUTCH (CAM)



008-410-058
BUNCH GUIDE



008-41A-030
LEVER



008-41A-030
LEVER (MODIFIED)



008-45B-017
CAM (S1)



008-45B-022
CAM S2



008-45B-047
CAM (S8)



008-45B-059
BUSH



008-45B-062
GUIDE
FOR S10 LEVER



008-45B-062X
LEVER S10
WITH GUIDE



008-45B-063
SCREW
(AIR ADJUSTING)



008-45B-064
SHAFT
(CAM LEVER)



008-45B-065
SPRING
(CAM LEVER) S9



008-45B-067
S10 CAM
(SPLICING BLAST)



008-45B-081
HOSE ADAPTOR

MURATA MACH CONER 7-II & 7-V



008-310-001
SHAFT
(FRICTION CLUTCH)



008-310-004
BUSH



008-310-011
SET BRACKET
(R. H.)



008-310-013
SET BRACKET
(L. H.)



008-310-018
LEVER



008-310-022
PLATE



008-310-024
SHAFT



008-330-001
DRUM STAY SHAFT



008-330-007
DRUM BELT
(ROUND)



008-330-025X
BRAKE LEVER



008-330-028X
BRAKE SHOE (OLD)



008-330-028X
BRAKE SHOE (NEW)



008-330-033X
SHAFT (DRUM)



008-330-036
DRUM COVER



008-330-037
PROTECTOR



008-330-040
BRUSH (DRUM)



008-331-006X
DRUM PULLEY COMPLETE



008-350-007X
DUCT (SUCTION)



008-350-010
COMB



008-350-022
TAPE



008-360-002
HOLDER (CLAMP)



008-360-002X
CPL. CLAMP
HOLDER



008-360-008
COVER (CLAMP)



008-360-027
CAM
(RETIE PIPE OPENER)



008-360-034
YARN GUIDE



008-360-044
CAP



008-370-003
COVER



008-370-005
SHUTTER CUTTER



008-370-006
CUTTER



008-370-011
CUTTER LEVER

MURATA MACH CONER 7-II & 7-V



003-41B-003
SET PIECE



003-41B-009
HANDLE STUD



003-41B-013
BUSH (NEW)



003-41B-013
CRADLE BUSH



003-41B-034
LEVER



003-41B-034
LEVER
(MODIFIED)



003-41B-035
INCREASE
ROD BOLT



003-42A-011
NEEDLE BEARING



003-42A-015
BRAKE HOLDER



003-42A-019
BUNCH GUIDE
(NEW DESIGN)



003-42A-019
BUNCH GUIDE
(OLD DESIGN)



003-42A-023
BEARING
CENTER



003-42A-032
CPL. BEARING
CENTER WITH CAP



003-42A-032
BEARING CENTER
COMPLETE



003-42A-038
BRAKE SHOE



003-42J-016
BUSH



003-422-001
SLEEVE



003-471-013X
CAP



003-471-020
OIL DAMPER



003-601C-001
BUSH



003-601C-003
YARN TRAP



003-601C-004
YARN TRAP HOLDER



003-602-002X
LEVER



003-602-004
TENSOR BASE



003-604-008
SHAFT (WAXING)



003-604-009
LIFTING PLATE



008-170A-002
STOPPER



008-220-008
ROLLER



008-300-009
CASE COVER



008-300-052
LAMP & HOLDER CPL.

MURATA MACH CONER 7-II & 7-V



008-552-004
CPL. PULL BUTTON
HOLDER



008-553-004
WHEEL (MEMORY
RATCHET)



008-553-006
PIN
(MEMORY RATCH)



008-553-016
RATCHET WHEEL
RETURN SPRING



008-553-047 & 048
CPL. ARM FEELER



008-553-062
DRUM SENSOR
BRACKET



008-570-005
DRIVE GEAR (KO)



008-570-006X
CLUTCH (CAM)



008-570-013
REVERSING ROLL



008-570-014
CAM SHAFT



008-570A-006
CLUTCH (CAM)



008-580B-031
GUIDE



008-601-006
PACKING
(YARN TRAP)



008-601B-006
YARN TRAP BUSH



008-601B-008
YARN TRAP
SHUTTER



008-601B-034
BLAST NOZZLE



008-602-007X
MOTOR (TENSER)



008-602-016
TENSER DISK



008-602-017
TENSER DISK
(NEW DESIGN)




008-602-017
TENSER DISK
(OLD DESIGN)



008-603-007
CUTTER(MOVABLE)



008-603-008
CUTTER (FIXED)



008-603A-037
YARN GUIDE
(TENSER)



008-604-004X
LEVER
(WAX PUSH)



008-604-008
WAXING SHAFT



008-604-026
YARN GUIDE



008-604-029
BRACKET
(WAXING)



008-604-044
GEAR (SPUR)



008-604-045
YARN GUIDE



008-E30-018
SENSOR

PCB REPAIRING & CUTTING KNIFE



WE CAN REPAIR ALL-MOST ALL ELECTRONIC SPARES & PCBs FOR SCHLAFHORST AND MURATA WINDING MACHINES. PLEASE INQUIRE FOR FURTHER DETAILS.



ALL TYPES OF CUTTING KNIFE FOR E.Y.C.

MURATA MACH CONER 21-C



21A-540-005
LEVER



21A-540-006
SLIDER



21A-540-007
SPRING



21A-540-015
LEVER



21A-540-016
LEVER



21A-540-017
GUIDE - CERAMIC



21A-540-018
LEVER



21A - 540 - 027
HOLDER



21A-540-029
GUIDE - CERAMIC



21A-540-030
GUIDE - CERAMIC



21A-560-007
PLATE



21A-560-010
JOINT



21A-560-013
GUIDE - CERAMIC



21A-560-057
SHAFT ASSEMBLY



21A-603B-007
LEVER



21A-603B-027
COLLAR



21A-603B-028
LEVER



21A-608H-008
MAGAZINE CAN
(09 POCKETS)



21A-608H-010
BASE ASSEMBLY



21A-608H-16,17,18
LEVER TRIP WITH
ROLLER & PIN



21A-608H-028
MAGAZINE
BRACKET



21A-608H-047
PIPE



21A-608H-048
BUSH



21A-608H-051
JOINT



21A-614A-005
SPRING (PLATE)



21A-614A-006
LEVER



21A-617B-003
STOPPER RUBBER



21A-617B-004
STOPPER RUBBER



21A-617B-007
GEAR



21A-620B-002
GEAR

MURATA MACH CONER 21-C



21A-440-006
CYLINDER



21A-440-021
BOLT



21A-440-024
JOINT (ELBOW)



21A-440-025
JOINT (ELBOW)



21A-460-004
HOLDER (SWITCH)



21A-460-007
COVER (NUT)



21A-460-010
UNIT SWITCH
COMPLETE



21A-470-002
FRAME (L)



21A-470-003
SHAFT



21A-470-006
COLLAR



21A-470-029
COVER



21A-480-008
LEVER ASSEMBLY



21A-480-010
LEVER



21A-480-012
LEVER ASSEMBLY



21A-480-021
HOLDER (SPRING)



21A-480-028
STUD (CUTTER)



21A-480-031
SPRING (PLATE)



21A-480-032
LEVER (CUTTER)



21A-480-041
LEVER ASSEMBLY



21A-480-043
LEVER



21A-480-046
YARN HOLDING
LEVER (ALL TYPE)



21A-480-050
TWISTING NOZZLE
(G1/G2Z/G8Z/
GS & G3S)



21A-520A-031
GUIDE - CERAMIC



21A-520B-028
GUIDE



21A-520B-032
HOLDER



21A-520B-033
HOLDER



21A-520B-036
SPRING



21A-520B-039
SPRING



21A-540-003
GUIDE - CERAMIC



21A-540-004
GUIDE - CERAMIC

MURATA MACH CONER 21-C



21A-410-029
STOPPER



21A-410-030
BRUSH



21A-410-036
WASHER



21A-410-037
RING



21A-410-040
COVER



21A-411-005
BUSH



21A-420-001
SLEEVE



21A-422-001
BEARING
CENTER CPL.



21A-422-003
BUSH



21A-422-008
BEARING CENTER



21A-422-009
BRAKE SHOE
(06 & 08 M.M.)



21A-422-010
HOLDER



21A-422-012
SEAL (DUST)



21A-422-014
WASHER



21A-422-015
SPRING



21A-422-016
BUSH



21A-422-017
HOLDER BEARING



21A-422-019
PACKING



21A-422-020
SPACER



21A-422-021
HOLDER



21A-422-100
CPL. BEARING
CENTER



21A-422-101
CPL. HOLDER BEARING



21A-426-001
BEARING CENTER
(NEW DESIGN)



21A-426-001
BEARING
CENTER



21A-426-002
HOUSING
(BEARING)



21A-426-003
SHAFT



21A-426-006
MAGNET



21A-426-100
CPL. BEARING
CENTER (L.H.)



21A-440-003
PACKING



21A-440-004
SHAFT

MURATA MACH CONER 21-C



21A-200-034
BRUSH



21A-300-008
COVER



21A-310-017
PANEL



21A-350-001
DRUM ASSLY.



21A-360-009
PLATE



21A-370-013
MOUTH COMPLETE



21A-370-013A
MOUTH (ELBOW)



21A-370-018
COMB



21A-370-019
PAD



21A-377-001
BLOCK



21A-377-004
STOPPER



21A-380-009
CPL. HOLDER



21A-380-011
DISK



21A-380-014
COVER



21A-380-015
SPRING



21A-380-020
CAM (OPENER)



21A-390-004
GEAR (DO)
ASSEMBLY



21A-390-010
SHAFT



21A-390-013
GEAR (AO)
ASSEMBLY



21A-390-016
GEAR (SEGMENT)
ASSEMBLY



21A-390-019
CYLINDER



21A-390-020
PISTON



21A-390-040
PLATE



21A-410-013 & 014
HANDLE WITH KNOB



21A-410-013
HANDLE



21A-410-014
KNOB



21A-410-016
BUSH



21A-410-017
HANDLE STUD



21A-410-018
SPACER



21A-410-026
SET PIECE

MURATA MACH CONER 21-C



21A-620B-025
SPRING



21A-627-044
WIRE



21A-875-020
BRUSH HOLDER



21A-875A-021
SPRING



21A-875A-022
BRUSH



21A-878B-006
SHOVEL



21A-880A-011
PULLEY



21A-882A-023
GUIDE



21A-882A-024
GUIDE



21A-882A-044
SPACER



21A-882A-045
SHAFT



21A-992-005
HANDLE ASSEMBLY



21A-E01-024
PACKAGE SENSOR
ASSEMBLY



21D-150A-031
STOPPER



21D-250-023
JOINT



21D-400-019
HOSE



21D-401-001
BRACKET



21D-401-004
SHAFT



21D-401-005
CLAMP



21D-401-006
CUTTER



21D-401-007
SPRING



21D-401-009
LEVER



21D-401-012
BRACKET



21D-401-016
JOINT



21D-450-035
LEVER



21D-450-036
LEVER



21D-450-037
LEVER



21D-450-038
LEVER



21D-450-039
LEVER



21D-450-040
LEVER



SGS



Call Us For More Details :

INDIA OFFICE

C.N.INDUSTRIAL PRODUCT

Office : Plot No : 2665/4,
Opp side Nayi chhatralay,
Near Footi Masjid, Dariyapur,
AHMEDABAD, GUJARAT, INDIA.

Web Site :

www.spinningmachineryparts.com.com
www.textile-spareparts.com

Contact For Export Inquiry.

Email : export.cnproduct@gmail.com

Email : sales.cnip@gmail.com

Mobile No : +9978334638

LIAISON OFFICE

EAST AFRICA : TANZANIA, UGANDA

Mr,Aroon (G.M-sales)

Email: tanzania.cnproduct@gmail.com

EAST AFRICA : Kenya, Ethiopia, sudan

Mr, Satyajit Nath (G.M-sales)

Email: kenya.cnproduct@gmail.com

WEST AFRICA : Togo

Ms, Carine Pineau (G.M-Sales)

Email: togo.cnproduct@gmail.com

WEST AFRICA : Cameroon, Nigeria, Chad

Mr. Ndiwum Yai, MSc, MBA, MCIPS,
(Country Manager)

Email: cameroon.cnproduct@gmail.com

C.N.INDUSTRIAL PRODUCT

(AN ISO : 9001-2015, 14001:2015 & 45001:2018)